



# The Open Civil Engineering Journal

Content list available at: <https://opencivilengineeringjournal.com>



## RESEARCH ARTICLE

### Experimental Investigation of Skirt Footing Subjected to Lateral Loading

Faris Waleed Jawad<sup>1</sup>, Abbas Fadhil Ibrahim Al-Ameri<sup>2,\*</sup> and Azhar Sadiq Yasun<sup>3</sup>

<sup>1</sup>Department of Reconstruction and Projects, Ministry of Higher Education and Scientific Research, Baghdad, Iraq

<sup>2</sup>Department of Civil Engineering, College of Engineering, University of Baghdad, Baghdad, Iraq

<sup>3</sup>Department of Civil Engineering, College of Engineering, AL-Nahrain University, Baghdad, Iraq

#### Abstract:

#### Background:

The skirt foundation is one of the powerful types of foundations to resist the lateral loads produced from natural forces, such as earthquakes and wind action, or from the type of structures, such as oil platforms and offshore wind turbines.

#### Objective and Methodology:

This research experimentally investigated the response of skirted footing resting on sandy soil of different states to lateral applications of loads on a small-scale physical model manufactured for this purpose. The parameters studied are the distance between the footing and the skirt and its depth.

#### Results and Conclusion:

The results show that the presence of the skirt behind the footing leads to an increase in bearing load and a reduction in the lateral movement whereas the skirt near or adjacent to the footing edge causes maximum increases in bearing load and reduction in lateral movement, for skirted footing. The ratio between the wall distance and the width of the footing has no effect when it is greater than one. On the other hand, the state of the soil influences the bearing load and lateral movement with different ratio of wall distance and wall depth to the width of the footing, especially when the wall distance to the footing width is less than one and the state of the soil has no effect on the bearing load and lateral movement when the ratio is more than one.

**Keywords:** Skirt, Foundation, Sand, Lateral loading, Lateral movement, Physical model test.

#### Article History

Received: December 6, 2018

Revised: January 14, 2019

Accepted: January 30, 2019

## 1. INTRODUCTION

Structural skirts can be considered walls fixed to the outer edges of shallow foundations to improve their overall bearing capacities. These walls are considered obstructions in the design and analysis of shallow foundations. Many engineering designs of foundations satisfy the requirements for stability of the vertical load, especially for shear strength requirements, but may fail to bear the settlement and lateral loads that come from superstructures or other structures. For this purpose, skirted foundations are introduced as a solution to increase the resistance of shallow foundation to vertical and lateral loads, in addition, to reduce the total settlement and control the differential settlement. In general, this type of foundation has different applications in marine and offshore structures as a foundation for structures, gravity-based loadings or as a part of

the foundation system at the circumference or perimeter and edges of the structures subjected to pullout or jacket loadings.

The existence of wall influences the bearing capacity of the footing, whose behavior in this case can be considered as a skirted foundation in which a structural skirt is located at one or more sides of the footing [1 - 4].

In general, the use of a skirt at the edge of foundations improves the bearing capacity of the footing against vertical and lateral loads as well as improves load settlement curves during loading [5 - 8]. In other words, the shear strength, stiffness, and elasticity of the footing and supporting soils are improved through this method [6].

The performance of the foundation was elaborated experimentally and numerically by Amarasinghe *et al.* [9] due to the presence of the skirt with different conditions which means in small shallow footings, the allowable bearing capacity can be improved with the use of lateral confinement

\* Address correspondence to this author at the Department Civil Engineering, University of Baghdad, Baghdad, Iraq; Tel: (00964) 7901312585; E-mail: [alameri.abbas@gmail.com](mailto:alameri.abbas@gmail.com)

according to a specified tolerable settlement.

El Wakil [3] presented twelve loading tests on small-scale, circular-skirted footing subjected to lateral loads in sandy soil to investigate the effect of skirt length and soil relative density on the behavior of such footings. The experimental tests showed that the mode of failure was rotational instead of sliding, accompanied by a remarkable increase in the ultimate lateral capacity [3].

The response of skirted footing against a vertical load, horizontal load, and applied moment throughout a series of centrifuge model tests, was investigated in a study [10]. The results revealed that the lateral capacity of skirted foundation increased about 3-4 times the capacity of a foundation without a skirt.

The response and behavior of foundation resting on nonhomogeneous soils was elaborated when skirts of different length were used. It was found that the presence of the top soil layer disappears when the embedment is greater than two times the diameter of skirted footing. Moreover, the failure mode follows the confined plasticity rather than a plastic mechanism until reaching the soil surface [10].

Circular-skirted footing resting on submerged sand in a loose state under lateral loads at different [length of skirt (L)/ (footing diameter(D)) ratios was studied in [11]. It was found that the lateral load carrying capacity of the skirt foundation increases with an increase in the L/D ratio.

A model was employed for skirt [12], the foundation under a pullout load at different lengths of the skirt to its diameter (L/D) in ratios of 0.5, 1.0, 1.5, 2.0, and 2.5 resting on loose sea sand under dry and submerged conditions. Ten laboratory tests were investigated on the model of the skirt foundations and

their responses were studied. It was shown that as the L/D ratio increased, the ultimate pullout load increased, and the pullout resistance decreased on submergence [10]

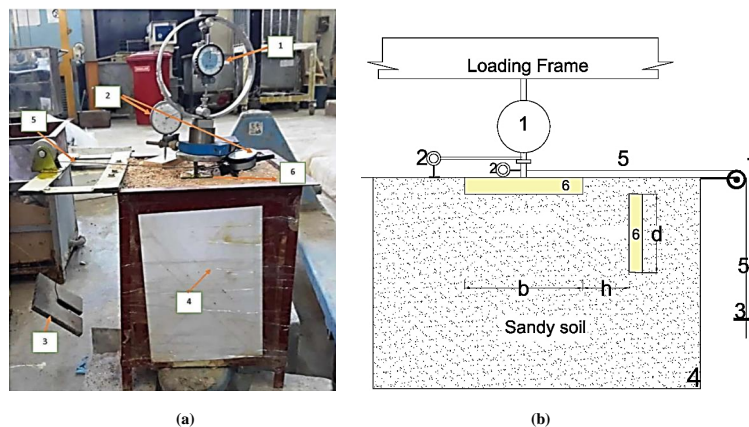
A numerical investigation was performed to model the skirt [13], and bounded foundation in sand subjected to lateral loads by using the Winkler model approach. It was shown that the solution agreed with the compared experiments [11].

The effect of the application of lateral loads with different inclination angles on the performance of skirted, rectangular footing in sandy soil was investigated in a study [14] and it was found that the lateral capacity increased along with the increase in the number of skirts.

The purpose of this research is to study the effect of a wall fixed behind the footing at different distances subjected to lateral loading on the bearing capacity and lateral movement. Eighteen (18) tests were performed on small-scale model resting on sandy soil at different values of relative density (RD %) by changing the distance between the wall and the edge of the footing to obtain the optimum value and depth of the wall given the maximum value of bearing capacity and minimum value of lateral movement.

**2. AIM AND PURPOSE OF THE PRESENT RESEARCH**

The aims of this research are examining the benefit of a wall placed near or bonded to the edge of the footing to reduce or eliminate the lateral movement of footing and increase the bearing of footing to lateral loads applied. For this purpose, a small-scale physical model was designed and manufactured. The general view of static loading measurement and a detailed description of each device are shown in Fig. (1). The factors studied in this research are summarized in Table 1.



**Fig. (1).** A general view of the model\*. (a) Photo for the test setup. (b) Drawing of the test setup.

\*The details of the general view of the model as marked of 7 numbers, are listed below:

- 1-proving ring to read the static vertical load
- 2-dial gauge to read the vertical and lateral movement
- 3-known weight to apply lateral loads.
- 4-steel box
- 5-wire steel was connected to the footing lateral load
- 6-steel footing with dimensions 50 × 50 × 10 mm
- 7-steel pulley

**Table 1. Model testing.**

Model	Parameter			
	(b, mm)	(d/b)	(h/b)	RD %
Test 1	40	0	0	30
Test 2	40	0	0	60
Test 3	40	0	0	90
Test 4	40	0.5	0	30
Test 5	40	0.5	1	
Test 6	40	0.5	2	
Test 7	40	0.5	0	
Test 8	40	1	0	
Test 9	40	2	0.5	
Test 10	40	0.5	0	
Test 11	40	0.5	1	
Test 12	40	0.5	2	
Test 13	40	0.5	0	90
Test 14	40	0.5	1	
Test 15	40	0.5	2	
Test 16	40	2	0	30
Test 17	40	2	0	60
Test 18	40	2	0	90

where:

b = width of footing, mm

h = distance between wall and edge of footing, mm

d = depth of wall, mm

RD = relative density of sand, %

**Table 2. The properties of sandy soil used.**

Property	Value	Standard
specific gravity, Gs	2.66	ASTM D 854-2005
unified soil classification system (USCS)	SP	ASTM D 2487
minimum dry unit weight, kN/m <sup>3</sup>	14.1	ASTM D 4254-00
maximum dry unit weight, kN/m <sup>3</sup>	17.2	ASTM D 4253-00

### 3. EXPERIMENTAL SETUP AND MEASUREMENTS

A square steel plated  $50 \times 50 \times 10$  mm in dimension was used as footing and placed at the center of a static loading tests box of  $400 \times 400 \times 600$  mm in dimension. A polyethylene sheet was placed at the sides of the testing steel box to eliminate the side friction between the soil and the box surface.

The soil used was poorly graded sand (SP) with physical and mechanical properties presented in Table 2. The state of the sand was loose, medium, and dense, depending on the relative density of the specific test. The density of the soil was achieved with tamping compaction using a hammer weighing 40 N and measuring 200 mm in diameter. The top surface of the compacted sand was leveled with a straight steel plate. The response of the footing to different test conditions was measured by:

- proving ring; the vertical static load was measured by a proving ring fixed on the middle of the footing.
- known dead loads to apply lateral loading on the edge of the footing.

- dial gauge; the movement of footing bonded by the wall was measured by two dial gauges fixed on the middle and edge of the footing.

El Wakil (2010) [3] showed that the horizontal displacement of skirted and unskirted footings at failure falls between 6% to 8% of the footing diameter. The same failure criterion was adopted in this research.

### 4. RESULTS AND DISCUSSION

Fig. (2) shows the load versus the lateral movement for shallow footing (unskirted footing) at different relative densities. The results show increases in bearing load and reductions in lateral movement when the state of sand soil changes from loose to medium to dense.

The load-horizontal movement curves for skirted footing for different values of (h/b) at (d/b = 0.5 and RD = 30%) are shown in Fig. (3). The results show that the bearing load increases and the lateral movement decreases when the ratio of h/b = 0; in other words when the wall coincides with the edge of the footing. The maximum load increases from 0.06 to 0.08 and 0.12 kN when the value of the ratio (h/b) decreases from 2 to 1 and 0, respectively. From Fig. (3), it can be clearly seen that the presence of the wall near to or coinciding with the footing lead to an increase in load bearing and a reduction in the lateral movement for skirted footing compared with unskirted footing. The ratio value of (b/h) becomes ineffective when the value is beyond (b/h > 1).

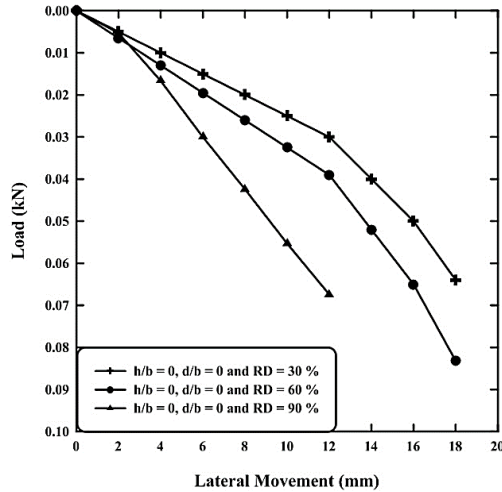


Fig. (2). The load-horizontal movement for unskirted footing.

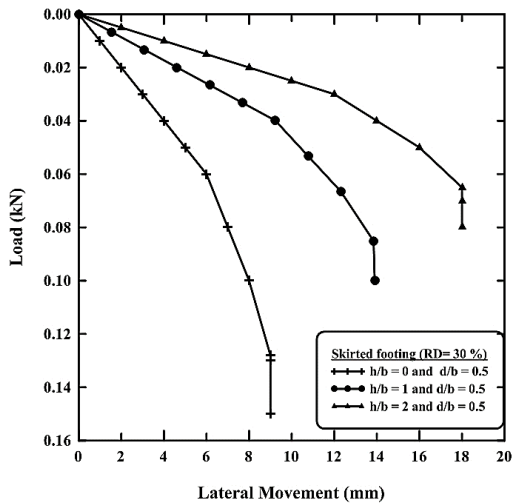


Fig. (3). The load-horizontal movement for skirted footing for different values of (h/b) at (d/b = 0.5 and RD = 30%).

Fig. (4) shows the response of the load versus the lateral movement for skirted footing at the optimum value of (h/b = 0) and (RD = 30%) for different values of ratio (d/b). The results state that the increases in value of (d/b) lead to an increase in the bearing load and a decrease in the lateral movement.

The effect of the change in state of sandy soil from a loose to dense for skirted footing at the optimum value of (h/b = 0 and d/b = 2) are displayed in Fig. (5). The results show that the change of the soil state from loose to medium to dense led to increases in bearing load and reduction in horizontal movement; in other words, the state of soil has an effect on the bearing load and lateral movement with a ratio value of h/b and d/b, especially when (h/b < 1), and the state of soil has no effect on the bearing load and lateral movement when the value of b/h > 1.

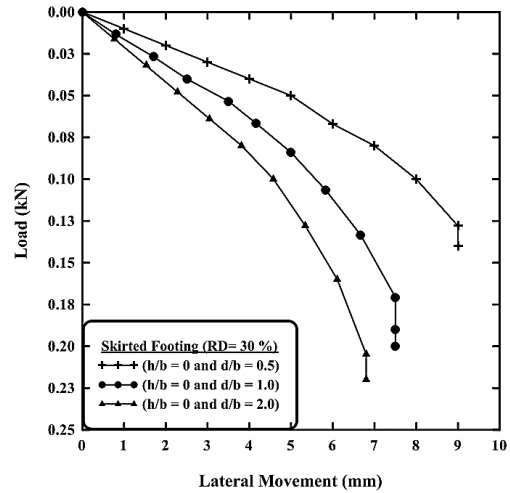


Fig. (4). The load-horizontal movement for skirted footing for different values of (d/b) at (h/b = 0 and RD = 30%).

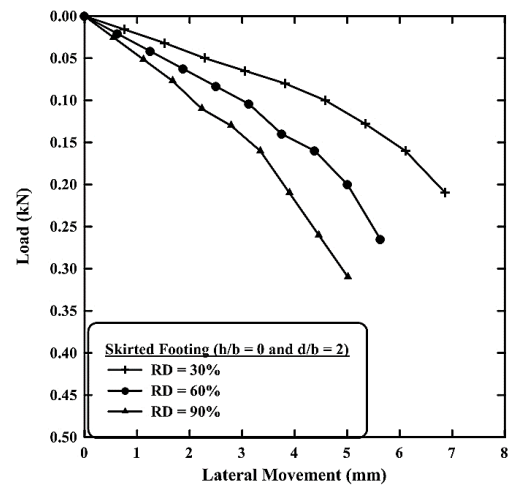


Fig. (5). The load-horizontal movement for skirted footing for different values of relative density at (h/b = 0 and d/b = 2).

Figs. 6 and 7 show the load response of the lateral movement at different values of (h/b) at (d/b = 0.5) and (RD = 60% and 90%), respectively. The figures show the same behavior of increases in load bearing and reduction in lateral movement, with decreases in the ratio of (h/b) and the optimum value of (h/b) equal to zero, which means the wall coincides with the edge of the footing.

Fig. (8) illustrates the effect of change on the ratio of (h/b) on maximum load capacity at (d/b = 0.5) and the state of sand changing from loose to medium to dense. The figure shows the maximum bearing load when (b/h = 0) and the maximum load increase to 0.15, 0.20, and 0.24 with changes in the relative density of sand from 30, 60, and 90%; in other words, the percent increase in maximum load is about 1.3 and 1.6 for a change in the state of soil from loose (RD = 30%) to medium to dense (60 and 90%), respectively.

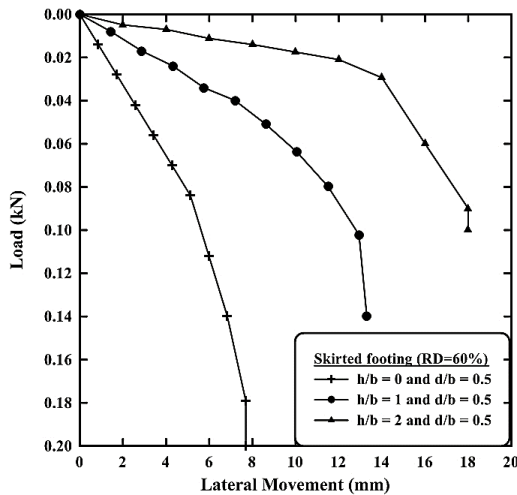


Fig. (6). The load-horizontal movement for skirted footing for different values (h/b) at (d/b = 0.5 and RD = 60%).

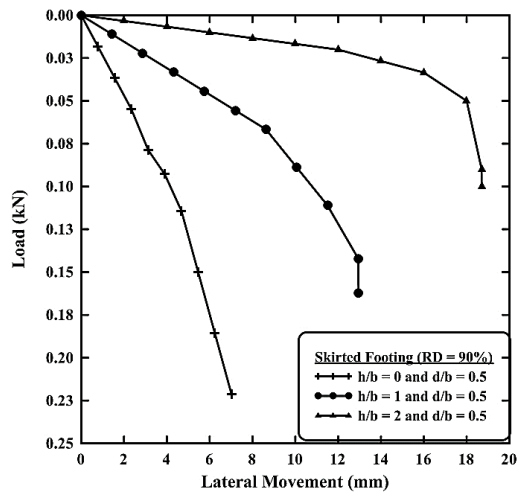


Fig. (7). The load-horizontal movement for skirted footing for different values (h/b) at (d/b = 0.5 and RD = 90%).

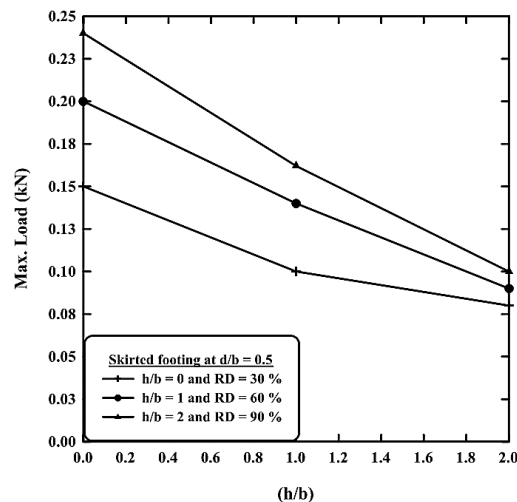


Fig. (8). The maximum load versus (h/b) ratio for different values of relative density at (d/b = 0.5).

on the maximum movement at (d/b = 0.5) and the state of sand changing from loose to medium to dense. The figure shows the maximum reduction in lateral movement when (b/h = 0) and the maximum reduction in movement is 9.0, 7.9, and 7.0 mm with a change in the relative density of sand from 30, 60 and 90%; in other words, the percentage of reduction in maximum lateral movement (Rs%) is defined as:

$$Rs = \frac{S^*}{S} \times 100 \% \quad (1)$$

where:

S\* = the lateral movement at (RD = 60 and 90%)

S = the lateral movement at (RD = 30%)

The maximum reduction in lateral movement is about 12 and 23% for a change in the state of soil from loose (RD = 30%) to medium to dense (60 and 90%), respectively.

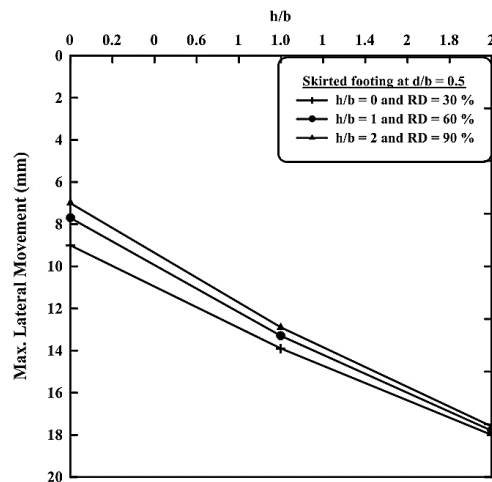


Fig. (9). The maximum lateral movement versus (b/h) ratio for different values of relative density at (d/b = 0.5).

### CONCLUSION

- In general, the presence of a wall behind footing (skirted footing) leads to increases in bearing load and a reduction in the lateral movement compared with unskirted footing.
- The presence of a wall near or coinciding with the footing (h/b = 0) leads to maximum increases in bearing load and a reduction in the lateral movement for skirted footing.
- The value of the ratio (h/b) becomes ineffective when the value is greater than one (h/b > 1).
- Increases in the value of the ratio of (d/b) lead to increases in the bearing load and a reduction in the lateral movement.
- The state of soil influences the bearing load and lateral movement with a ratio value of (h/b and d/b), especially when (h/b < 1) and the state of the soil has no effect on the bearing load and lateral movement with a ratio value of (h/b > 1).

Fig. (9) illustrates the effect of change of the ratio of (h/b)

**CONSENT FOR PUBLICATION**

Not applicable.

**CONFLICT OF INTEREST**

The authors declare no conflict of interest, financial or otherwise.

**ACKNOWLEDGEMENTS**

Declared none.

**REFERENCES**

- [1] N.M. Saleh, A.E. Alsaied, and A.M. Elleboudy, "Performance of skirted strip footing subjected to eccentric inclined load", *Electron. J. Geotech. Eng.*, vol. 13, pp. 1-33, 2008.
- [2] W.R. Azzam, and A. Farouk, "Experimental and numerical studies of sand slopes loaded with skirted strip footing", *Electron. J. Geotech. Eng.*, vol. 15, no. 1, pp. 795-812, 2010.
- [3] A.Z. El Wakil, "Horizontal capacity of skirted circular shallow footings on sand", *Alexandria Eng. J.*, vol. 49, no. 4, pp. 379-385, 2010.  
[http://dx.doi.org/10.1016/j.aej.2010.07.003]
- [4] G Landlin, and S Chezhiyan, "Behaviour of skirt foundation on loose sea sand with pullout loading under dry and submerged conditions", *Int J. Civ. Eng. Tech. (IJCIET)*, vol. 8, no. 4, pp. 1897-1904, April 2017. Article ID: IJCIET\_08\_04\_216
- [5] L. Haider, and H.M. Mekkiyah, "Response of Skirted Foundations Resting on Dry Medium Dense Sand", *Civ. Eng. J.*, vol. 4, no. 6, pp. 1193-1205, 2018.  
[http://dx.doi.org/10.28991/cej-0309167]
- [6] S. Tripathy, "Load carrying capacity of skirted foundation on sand", M. Sc. Thesis, Department of Civil Engineering, National Institute of Technology, Rourkela, 2013.
- [7] M.Y. Al-Aghbari, "Settlement of shallow circular foundations with structural skirts resting on sand", *J. Eng. Res.*, vol. 4, no. 1, pp. 11-16, 2007.  
[http://dx.doi.org/10.24200/tjer.vol4iss1pp11-16]
- [8] M.Y. Fattah, K.T. Shlash, and H.A. Mohammed, "Experimental study on the behavior of bounded square footing on sandy soil", *Eng. Tech. J.*, vol. 32, no. 5, pp. 1083-1105, 2014.
- [9] M.P. Amarasinghe, L.I.N. De Silva, and C. Gallage, "The effect of lateral confinement on the settlement characteristics of shallow foundations on sand", *Int. J. GEOMATE*, vol. 15, no. 51, pp. 258-265, 2018.  
[http://dx.doi.org/10.21660/2018.51.65933]
- [10] Y. Hu, M.F. Randolph, and P.G. Watson, "Bearing response of skirted foundation on nonhomogeneous soil", *J. Geotech. Geoenviron. Eng.*, vol. 125, no. 11, pp. 924-935, 1999.  
[http://dx.doi.org/10.1061/(ASCE)1090-0241(1999)125:11(924)]
- [11] R.M. Kannan, and S. Chezhiyan, "Lateral capacity of skirt foundation on loose submerged sand", *Int. J. Chem. Eng.*, vol. 14, no. S1, pp. 295-301, 2016.
- [12] S. Chezhiyan, and G. Landlin, "Behavior of skirt foundation on loose sea sand with pullout loading under dry and submerged conditions", *Int. J. Civ. Eng. Tech.*, vol. 8, no. 4, pp. 1897-1904, 2017. [IJCIET].
- [13] H. Hirai, "Analysis of laterally loaded bucket foundation with external skirt in sand using a Winkler model approach", *Ocean Eng.*, vol. 147, pp. 30-44, 2018.  
[http://dx.doi.org/10.1016/j.oceaneng.2017.10.007]
- [14] S.W. Thakare, and A.N. Shukla, "Performance of rectangular skirted footing resting on sand bed subjected to lateral load", *Int. J. Innovative Res. Sci. Eng. Tech.*, vol. 5, pp. 11075-11083, 2016.